

# FORVIS

Business Technology Solutions

## Reporting & Dashboards for Resorts

April 27, 2023

# TO RECEIVE CPE CREDIT

- **You must respond to at least 3 of the 4 polling questions per CPE hour**
- **You must be logged in for a minimum of 50 minutes per every CPE hour in order to receive CPE credit**

# Presenter



**Charles Allen**  
Senior Managing Consultant

713.499.4629  
charles.allen@forvis.com

---

## FORV/S

# Objectives

- Explain how to create reports for different types of data
- Demonstrate how to create interactive dashboards using the same data
- Discuss how to integrate data from multiple systems

# AGENDA

9:00 am ● Introduction

---

9:05 am ● Reporting

---

9:30 am ● Planning

---

9:40 am ● Dashboards

---

# Introduction

---

**FORV/S**

FORVIS is a trademark of FORVIS, LLP, registration of which is pending with the U.S. Patent and Trademark Office

# About FORVIS

## Services

- Assurance
- Tax
- Advisory

**FORV/S**

**FORVIS, LLP** is a professional services firm providing assurance, tax, and advisory services. Created by the merger of equals of BKD, LLP and Dixon Hughes Goodman LLP (DHG), FORVIS is driven by the commitment to use our forward vision to deliver an **Unmatched Client Experience™**. Ranked among the top 10 public accounting firms in the country, FORVIS has 5,700 dedicated professionals who serve clients in all 50 states as well as across the globe.



## An Enhanced Professional Services Firm

What's going to happen tomorrow? You can't predict the future, but you can prepare for it. To thrive in an environment that moves faster every day, business leaders must be able to look ahead and be ready for what comes next.

That's where **FORVIS** can help. Driven by the desire to anticipate what's next in the economic landscape, our goal is to help our clients be ready when the future becomes the present. We're committed to using our exceptional vision to provide each of our clients with an **Unmatched Client Experience™** that drives business forward.

FORVIS was created by the merger of equals between BKD and DHG. We aim to carry on our respective legacies of high-touch personal service delivered with remarkable integrity, care, and innovation—all now backed by the resources of a top 10 U.S. public accounting firm.

## Forward Vision Drives Our Unmatched Client Experiences

As a FORVIS client, you will benefit from a single organization with the enhanced capabilities of an expanded national platform, deepened industry experience, greater resources, and innovative advisory services. Our aim is to provide assurance, tax, and advisory services that help clients succeed today while preparing them to forge ahead into a clear future.

Our eye on the future isn't exclusively directed toward our clients. We want our people—at every level, in every office—to be motivated by engaging career paths that challenge and inspire them to grow personally and professionally. Our partners and staff are the foundation of the firm, and when they have the opportunity to flourish, the result is Unmatched Client Experiences.

We are FORVIS—driven by a commitment to anticipating what's ahead so our clients are ready to thrive when it arrives.



**8th**

Largest  
U.S. Firm\*

**530+**

Partners &  
Principals

**28**

States + U.K. &  
Cayman Islands\*\*

**10+**

Industries

**5,700+**

Team Members

**72**

Markets

“

With national coverage and international presence, we're stronger: for our clients, our people, and the market of the future.

”



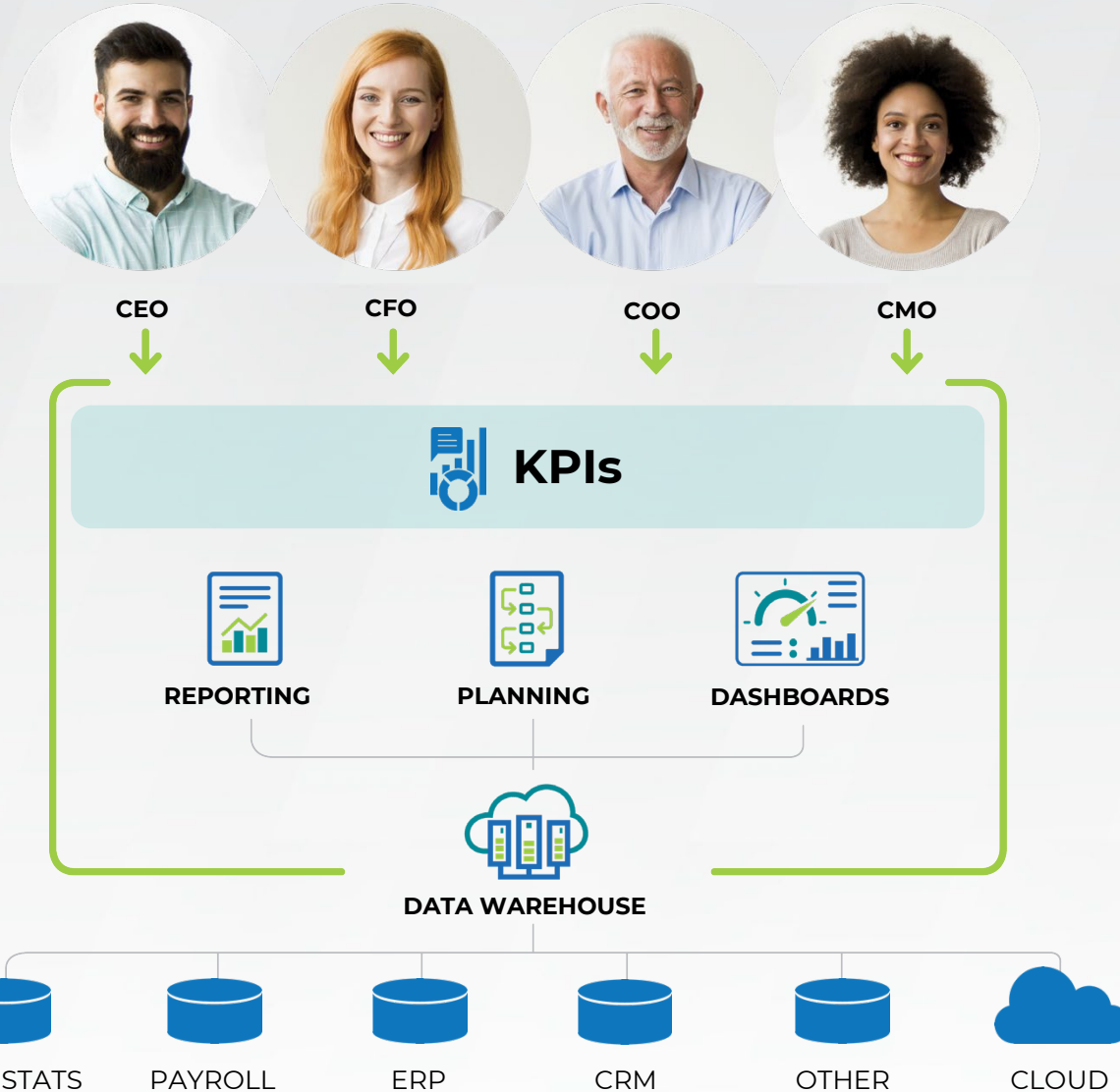
**Tom Watson**  
Chief Executive Officer

# SOLVER GLOBAL

- International software company
- Developer of Solver Cloud CPM solution
- 140+ employees
- 200+ partners
- 3000+ customers

**FORV/S**

Solver provides key insights across the organization



**FORVIS**

FORVIS is a trademark of FORVIS, LLP, registration of which is pending with the U.S. Patent and Trademark Office

# Complete Insight...

Faster, Better Decisions

## Key Benefits

- Single cloud portal and database
- Rapid configuration with Templates
- Quick time to value
- Combines the best of CPM and BI

## Solver Apps

- Process automation
- KPIs and Alerts
- Dashboards
- Reporting & Consolidation
- Budgeting & Forecasting
- Intelligent Data Warehouse
- Marketplace with Templates
- Data source connectors

  
solver

# Reporting

---

**FORV/S**

FORVIS is a trademark of FORVIS, LLP, registration of which is pending with the U.S. Patent and Trademark Office

# Data Warehouse

- Stores data used for reporting & planning
- Stores data from various sources
- Structured using Modules & Dimensions
- Multiple integration connectors

# Data Warehouse – Configuration

## Modules


- Group data by purpose
- Contain a transaction table & master record tables

## Dimensions

- Provide master data, like accounts & vendors
- Can be used in multiple modules

OVERVIEW Dimensions by Module				
Modules		Dimensions		
ACCOUNTS PAYABLE		ACCOUNTS RECEIVABLE		BENCHMARKING
Account Category Currency Department Entity Period Scenario Vendor		Account Category Currency Customer Department Entity Period Scenario		Benchmark Orgs Entity Period Scenario
Last updated 🕒		Last updated 🕒		Last updated 🕒
Size 📏 <1 MB		Size 📏 <1 MB		Size 📏 <1 MB
CAPITAL		DAILY METRICS		
Account Asset Category Currency Department Entity Period Scenario Source System		Period Statistic		
Last updated 🕒		Last updated 🕒 5 months ago		
Size 📏 <1 MB		Size 📏 <1 MB		
DECISION ADVISOR		GENERAL LEDGER		GENERAL LEDGER DETAIL
Category Currency Entity Line Details Period Scenario		Account Category Corresponding ... Currency Department Entity Interco Parent Line Details Minority Parent Period		Account Category Corresponding ... Currency Department Entity Line Details Period Scenario Source System
Last updated 🕒		Last updated 🕒 6 months ago		Last updated 🕒 2 years ago
Size 📏 <1 MB		Size 📏 152.9 MB		Size 📏 1.3 MB
GOOGLE ANALYTICS		GP GENERAL LEDGER DETAIL		
Category Entity Period Scenario		Category Currency Entity GP Account GP Account String GP Department GP Division Line Details Period Scenario		
Last updated 🕒		Last updated 🕒 a year ago		
Size 📏 1.9 MB		Size 📏 20.4 MB		

# Data Warehouse – Connectors



**FORV/S**

# Key Reporting Features



REPORT  
DESIGN IN  
EXCEL



SECURE  
PORTAL



SCHEDULED &  
ON-DEMAND  
PUBLISHING



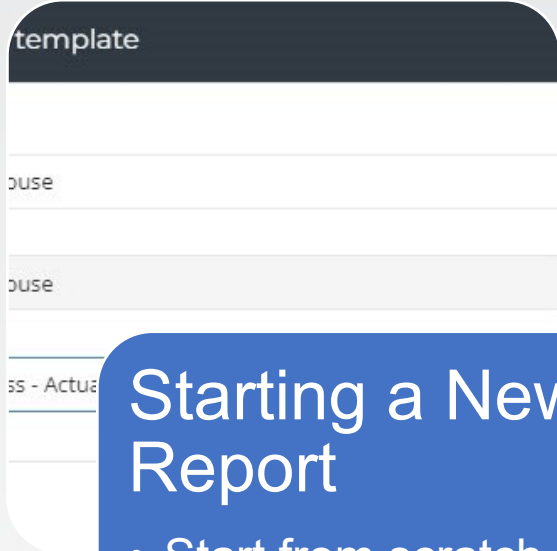
ONE REPORT  
DESIGN  
EXPERIENCE



DATA  
WAREHOUSE

## FORV/S

# Creating a Report Template



## Starting a New Report

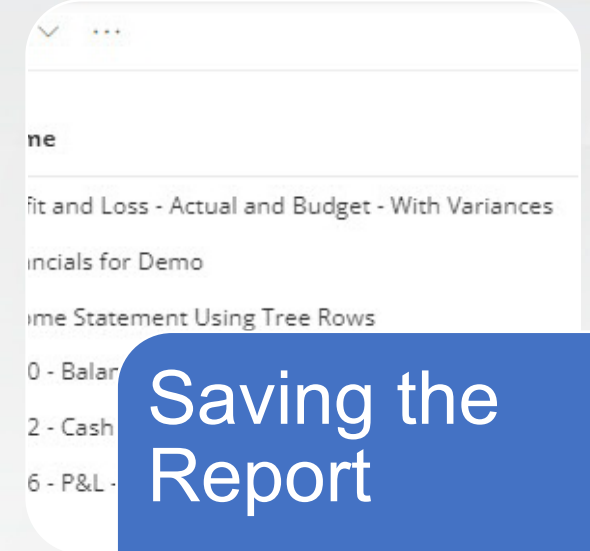
- Start from scratch
- Use a template



	A	B
1		
2	Profit and Loss - Actual and Budget	
3		
4		[Scenario] [S
5	llup Level 1]	
6	[Account Description]	#VALUE! #
7	Total llup Level 1]	0.00
8		
9	[AccountCategory]	
10	llup Level 1]	

## Report Design

- Excel – Form of the report
- Excel – Formulas
- Excel – Formatting
- Solver – Data



## Saving the Report

- Publish the report
- Put into a shared category

# Reporting

## Solver Hotel & Resort Monthly Operating Summary For the 1 Months Ending January 31, 2022

CURRENT PERIOD								YEAR TO DATE				
Actual	%	Budget	%	Variance	Last Year	%		Actual	%	Budget	%	Variance
9,548		9,548		-	-		Available Rooms	9,548		9,548		-
3,872		2,959		913	-		Revenue Occupied Rooms	3,872		2,959		913
166		180		(14)	-		Complimentary Occupied Rooms	166		180		(14)
<b>4,038</b>		<b>3,139</b>		<b>899</b>	-		<b>Total Occupied Rooms</b>	<b>4,038</b>		<b>3,139</b>		<b>899</b>
40.55%		30.99%		9.56%	0.00%		Occupancy %	40.55%		30.99%		9.56%
\$318.60		\$328.94		(\$10.34)	\$0.00		A.D.R. (Gross - w/o Comp Rooms)	\$318.60		\$328.94		(\$10.34)
\$305.50		\$310.08		(\$4.57)	\$0.00		A.D.R. (Net of Comp Rooms)	\$305.50		\$310.08		(\$4.57)
\$129.20		\$101.94		\$27.26	\$0.00		RevPAR	\$129.20		\$101.94		\$27.26
\$712.95		\$777.51		(\$64.57)	\$0.00		RevPOR	\$712.95		\$777.51		(\$64.57)
							<b>REVENUE:</b>					
\$1,233,623	44.7%	\$973,335	42.3%	\$260,288	\$0	0.0%	Rooms Department	\$1,233,623	44.7%	\$973,335	42.3%	\$260,288
\$870,198	31.5%	\$681,486	29.6%	\$188,712	\$0	0.0%	Food and Beverage	\$870,198	31.5%	\$681,486	29.6%	\$188,712
\$117,536	4.3%	\$128,063	5.6%	(\$10,527)	\$0	0.0%	Golf Department	\$117,536	4.3%	\$128,063	5.6%	(\$10,527)
\$398,125	14.4%	\$388,771	16.9%	\$9,353	\$0	0.0%	Topaz Spa	\$398,125	14.4%	\$388,771	16.9%	\$9,353
\$5,988	0.2%	\$5,715	0.2%	\$274	\$0	0.0%	Aston Cottage / Activities	\$5,988	0.2%	\$5,715	0.2%	\$274
\$93,797	3.4%	\$92,865	4.0%	\$932	\$0	0.0%	Retail	\$93,797	3.4%	\$92,865	4.0%	\$932
\$86	0.0%	\$1,137	0.0%	(\$1,051)	\$0	0.0%	Telecommunications	\$86	0.0%	\$1,137	0.0%	(\$1,051)
\$0	0.0%	\$0	0.0%	\$0	\$0	0.0%	Casa Blanca	\$0	0.0%	\$0	0.0%	\$0
\$16,168	0.6%	\$7,628	0.3%	\$8,540	\$0	0.0%	Activities & Recreation	\$16,168	0.6%	\$7,628	0.3%	\$8,540
\$21,500	0.8%	\$9,750	0.4%	\$11,750	\$0	0.0%	Casa Estrella	\$21,500	0.8%	\$9,750	0.4%	\$11,750
\$2,502	0.1%	\$11,006	0.5%	(\$8,404)	\$0	0.0%	Other Income	\$2,502	0.1%	\$11,006	0.5%	(\$8,404)

# FORV/S

# Planning

---

**FORV/S**

FORVIS is a trademark of FORVIS, LLP, registration of which is pending with the U.S. Patent and Trademark Office

# Planning

Data integration

Parameter-driven

Web-based

Workflow

Comments & line items

Dynamic forecasting & modeling

**FORV/S**

# Creating a Planning Template

1

Create the  
template using  
Excel

2

Publish to the  
portal

3

Assign  
templates to  
users

4

Set up  
workflow

# Planning Form Examples

## Variable Labor Form

Department F&B - Nacho's Pub  
 Entity Solver Resort & Casino  
 Budget Version Budget

*This is a driver-based labor model. Expand the column group to see hourly rates and how hours are auto-calculated.*

	Jan	Feb	Mar	Apr	May	Jun	Jul	Aug	Sep	Oct	Nov	Dec	Avg
<b>Occupied Rooms</b>	<b>1,300</b>	<b>2,800</b>	<b>2,302</b>	<b>2,079</b>	<b>2,148</b>	<b>2,317</b>						<b>2,609</b>	<b>2,341</b>
	Jan	Feb	Mar	Apr	May	Jun	Jul	Aug	Sep	Oct	Nov	Dec	Total
Catering Sales Manager	\$ 9,600	\$ 52,000	\$ 52,000	\$ 53,560	\$ 53,560	\$ 53,560	\$ 53,560	\$ 53,560	\$ 53,560	\$ 53,560	\$ 53,560	\$ 53,560	\$ 595,640
Lead Server	\$ 24,000	\$ 150,000	\$ 150,000	\$ 150,000	\$ 150,000	\$ 150,000	\$ 150,000	\$ 150,000	\$ 150,000	\$ 150,000	\$ 150,000	\$ 154,500	\$ 1,701,000
Mini Bar Attendant	\$ 2,400	\$ 13,000	\$ 11,510	\$ 10,707	\$ 11,062	\$ 11,933	\$ 11,933	\$ 11,933	\$ 11,933	\$ 11,933	\$ 11,933	\$ 13,390	\$ 135,889
Kitchen - Management	\$ 7,200	\$ 4,200	\$ 3,453	\$ 3,119	\$ 3,319	\$ 3,580	\$ 3,580	\$ 3,580	\$ 3,580	\$ 3,580	\$ 3,580	\$ 4,031	\$ 48,264
Kitchen Lead Cook	\$ 3,600	\$ 19,500	\$ 17,265	\$ 16,060	\$ 16,593	\$ 17,899	\$ 17,899	\$ 17,899	\$ 17,899	\$ 17,899	\$ 17,899	\$ 20,085	\$ 203,834
Kitchen Line Cook	\$ 3,120	\$ 1,820	\$ 1,526	\$ 1,378	\$ 1,424	\$ 1,536	\$ 1,536	\$ 1,536	\$ 1,536	\$ 1,536	\$ 1,536	\$ 1,730	\$ 20,844

# Dashboards

---

**FORV/S**

FORVIS is a trademark of FORVIS, LLP, registration of which is pending with the U.S. Patent and Trademark Office

# Power BI

- One visualization tool
- Data integrations
- One user experience

# Creating a Power BI Report



CONNECT TO THE  
SOLVER DATA



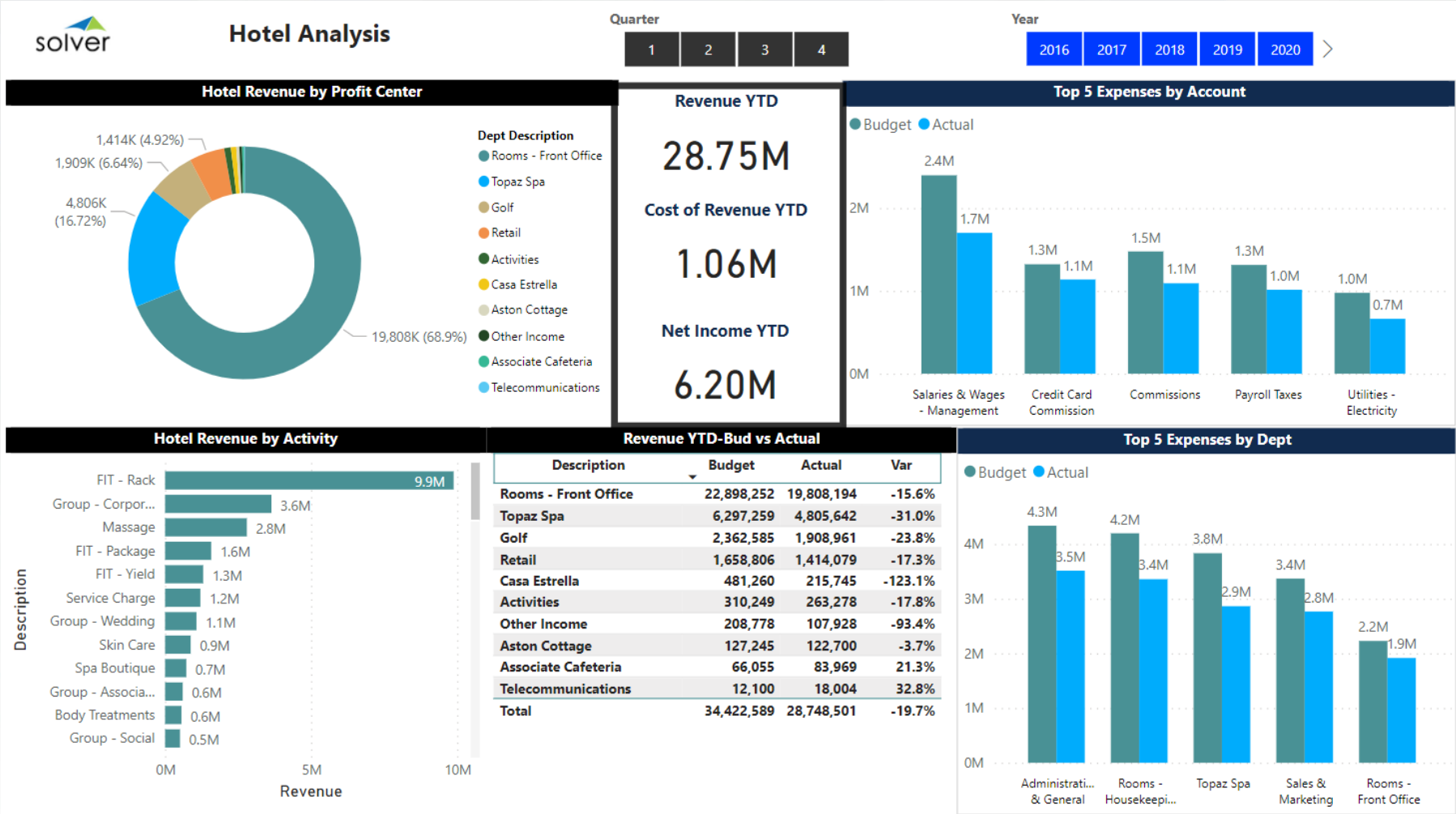
DESIGN IN POWER BI  
DESKTOP



PUBLISH TO POWER BI  
ONLINE

**FORV/S**

# Power BI Report



**Show  
Me!**



**FORV/S**



# Resources

- Solver ([www.solverglobal.com](http://www.solverglobal.com))
- Power BI (<https://powerbi.microsoft.com/en-us/>)
- Shangri-La Elevates Reporting With Business Central & Solver (<https://www.forvis.com/article/2023/02/shangri-la-elevates-reporting-business-central-solver>)

# CONTINUING PROFESSIONAL EDUCATION (CPE) CREDIT



**FORVIS, LLP** is registered with the National Association of State Boards of Accountancy (NASBA) as a sponsor of continuing professional education on the National Registry of CPE Sponsors. State boards of accountancy have final authority on the acceptance of individual courses for CPE credit. Complaints regarding registered sponsors may be submitted to the National Registry of CPE Sponsors through its website: [www.nasbaregistry.org](http://www.nasbaregistry.org)

## FORV/S

# CPE CREDIT

- CPE credit may be awarded upon verification of participant attendance
- For questions, concerns, or comments regarding CPE credit, please email FORVIS at [cpecompliance@forvis.com](mailto:cpecompliance@forvis.com)

WEBINAR

# Thank You!

**forvis.com**

The information set forth in this presentation contains the analysis and conclusions of the author(s) based upon his/her/their research and analysis of industry information and legal authorities. Such analysis and conclusions should not be deemed opinions or conclusions by FORVIS or the author(s) as to any individual situation as situations are fact specific. The reader should perform its own analysis and form its own conclusions regarding any specific situation. Further, the author(s) conclusions may be revised without notice with or without changes in industry information and legal authorities. FORVIS has been registered in the U.S. Patent and Trademark Office, which registration is pending.

# FORV/S

Assurance / Tax / Advisory